
















PIC\ Specifications	Product Number	Material	External Dimensions (L*W*D)	Internal Dimensions (L*W*D)	Manhole Cover Load Grade
	FCST-TH-SMC01B	SMC	<b>660*520*642mm</b> (25.985"x20.473"x25.276")	<b>540*400*583mm</b> (21.26"x15.749"x22.953")	B125(12.5T)/C250(25T)/D400(40T)
	FCST-TH-SMC01B(2 Layers)	SMC	<b>660*520*1225mm</b> (25.985"x20.473"x48.229")	<b>540*400*1166mm</b> (21.26"x15.749"x45.906")	B125(12.5T)/C250(25T)/D400(40T)
	FCST-TH-SMC02B	SMC	<b>1300*520*642mm</b> (51.182"x20.473"x25.276")	<b>1180*400*583mm</b> (46.457"x15.749"x22.953")	B125(12.5T)/C250(25T)
	FCST-TH-SMC02B(2Layers)	SMC	<b>1300*520*1225mm</b> (51.182"x20.473"x48.229")	<b>1180*400*1166mm</b> (46.457"x15.749"x45.906")	B125(12.5T)/C250(25T)
	FCST-TH-SMC03B	SMC	<b>1520*520*642mm</b> (59.843"x20.473"x25.276")	<b>1400*400*583mm</b> (55.119"x15.749"x22.953")	B125(12.5T)/C250(25T)
	FCST-TH-SMC03B(2 Layers)	SMC	<b>1520*520*1225mm</b> (59.843"x20.473"x48.229")	<b>1400*400*1166mm</b> (55.119"x15.749"x45.906")	B125(12.5T)/C250(25T)
	FCST-TH-SMC04	SMC	<b>495*369*407mm</b> (19.489"x14.528"x16.024")	<b>424*314*376.5mm</b> (16.693"x12.363"x14.823")	A15(1.5T)/B125(12.5T)
	FCST-TH-SMC04(2Layers)	SMC	--	--	A15(1.5T)/B125(12.5T)
	FCST-TH-SMC05(1 Layer)	SMC	<b>720*720*360mm</b> (28.347"x28.347"x14.174")	<b>600*600*300mm</b> (23.623"x23.623"x11.812")	B125(12.5T)/C250(25T)/D400(40T)
	FCST-TH-SMC05(2 Layer)	SMC	<b>720*720*660mm</b> (28.347"x28.347"x25.985")	<b>600*600*600mm</b> (23.623"x23.623"x23.623")	B125(12.5T)/C250(25T)/D400(40T)
	FCST-TH-SMC05(3 Layer)	SMC	<b>720*720*960mm</b> (28.347"x28.347"x37.796")	<b>600*600*900mm</b> (23.623"x23.623"x35.434")	B125(12.5T)/C250(25T)/D400(40T)
	FCST-TH-SMC05(4 Layer)	SMC	<b>720*720*1260mm</b> (28.347"x28.347"x49.607")	<b>600*600*1200mm</b> (23.623"x23.623"x47.245")	B125(12.5T)/C250(25T)/D400(40T)
	FCST-TH-SMC05(5 Layer)	SMC	<b>720*720*1560mm</b> (28.347"x28.347"x61.418")	<b>600*600*1500mm</b> (23.623"x23.623"x59.056")	B125(12.5T)/C250(25T)/D400(40T)
	FCST-TH-SMC06	SMC/BMC	<b>914.4*609.6*609.6mm</b> (36"x24"x24")	<b>772.16*467.16*569.4mm</b> (30.4"x18.393"x22.418")	Tier 15/Tier 22
	FCST-TH-SMC07	SMC/BMC	<b>1319.2*862*609.6mm</b> (51.937"x33.937"x24")	<b>1219.2*762*569.6mm</b> (48"x30"x22.425")	Tier 15

PIC\ Specifications	Product Number	Material	External Dimensions (L*W*D)	Internal Dimensions (L*W*D)	Manhole Cover Load Grade
	FCST-TH-SMC08	SMC/BMC	519*852*609.6mm (20.434"x33.544"x24")	431.8*762*609.6mm (17"x30"x24")	Tier 15/Tier 22
	FCST-TH-SMC10	SMC	φ720*680mm (φ28.347"x26.772")	φ600*600mm (φ23.623"x23.623")	A15(1.5T)/B125(12.5T)/C250(25T) /D400(40T)


Accessories Optional



**Optional-1 FOSC Fixed Frame**



**Optional-2 FOSC Fixed Frame**



**Optional-3 FCST-Cross Cable Rack**

- 1.300\*300mm
- 2.350\*350mm
- 3.400\*400mm
- 4.450\*450mm
- 5.500\*500mm
- Customizable





**Optional-4 Manhole Ladder**

Economic Optional

	
Construction	Description
<b>Load Grade</b>	0.3~0.5T
<b>Material</b>	PP

NO.	External Dimensions(L*W*D)	NO.	External Dimensions(L*W*D)
<b>NO.1</b>	Φ205*105*230mm	<b>NO.7</b>	Φ1160*1300mm
<b>NO.2</b>	Φ343*265*255mm	<b>NO.8</b>	Φ1170*1000mm
<b>NO.3</b>	525*390*318mm	<b>NO.9</b>	Φ1170*1200mm
<b>NO.4</b>	655*493*313mm	<b>NO.10</b>	Φ1200*8700mm
<b>NO.5</b>	Φ900*715mm	<b>NO.11</b>	Φ1200*1200mm
<b>NO.6</b>	Φ1160*1000mm		

	
Construction	Description
<b>Load Grade</b>	0.3~0.5T
<b>Material</b>	Chamber:PE Manhole Cover:BMC

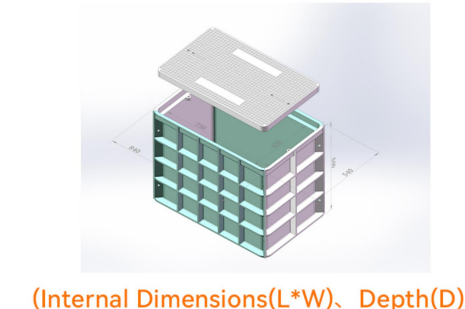
NO.	External Dimensions(L*W*D)	NO.	External Dimensions(L*W*D)
<b>NO.1</b>	330*330*360mm	<b>NO.11</b>	700*700*700mm
<b>NO.2</b>	400*400*400mm	<b>NO.12</b>	800*800*800mm
<b>NO.3</b>	400*400*450mm	<b>NO.13</b>	1000*1000*700mm
<b>NO.4</b>	400*600*400mm	<b>NO.14</b>	1000*1000*800mm
<b>NO.5</b>	400*600*600mm	<b>NO.15</b>	1000*1000*1000mm
<b>NO.6</b>	500*500*450mm	<b>NO.16</b>	2000*1000*800mm
<b>NO.7</b>	500*500*500mm	<b>NO.17</b>	Φ315*380mm
<b>NO.8</b>	600*600*500mm	<b>NO.18</b>	Φ450*430mm
<b>NO.9</b>	600*600*600mm	<b>NO.19</b>	Φ450*500mm
<b>NO.10</b>	600*600*800mm		

Design And Customization Services

- Provide service with whole process from blueprint to product to the customer.
- Meet customer's requirement to customize logo in suitable place for existing product.
- Meet customer's requirement to make reasonable modify and customization for existing product.



1 Telecom Manhole Chamber Product Dimension.



(Internal Dimensions(L\*W), Depth(D).)

- Manhole Cover Loading Grade.
  - EN124 2015:A15/B125/C250/D400
  - ANSI SCTE 77-2017:Tier5/Tier8/Tier15/Tier22
- Flame retardant UL94:
  - HB, V-0, V-2, V-1.
- Anti -UV Requirements:
  - YES/NO.
- Main Panels Loading Grade:
  - Standard 1.5T,
  - Panels Bending distances1.5cm.
- Material Optional:
  - BMC, SMC.